

# Middle School Summer Learning Bingo

## Can you get 5 in a row?!

Student Name: \_\_\_\_\_ Grade: \_\_\_\_\_

Turn all completed bingo cards into your Homeroom teacher.

Read a Sunshine State book.	Write a letter to one of your past teachers.	Complete a Khan Academy Math Mission for your grade level.	Read a book from a series.	Complete a Khan Academy Math Mission for your grade level.
Complete a Khan Academy Math Mission for your grade level.	Read a Sunshine State book.	Write a poem and share it with someone.	Complete a Khan Academy Math Mission for your grade level.	Read an e-book or an audiobook.
Read a graphic novel.	Complete a Khan Academy Math Mission for your grade level.	Read a Sunshine State book.	Write a letter to one of your past teachers.	Complete a Khan Academy Math Mission for your grade level.
Complete a Khan Academy Math Mission for your grade level.	Read a book that has a sequel.	Complete a Khan Academy Math Mission for your grade level.	Read a Sunshine State book.	Write a poem and share it with someone.
Write a short story and share it with someone.	Complete a Khan Academy Math Mission for your grade level.	Read a magazine.	Complete a Khan Academy Math Mission for your grade level.	Read a Sunshine State book.



# Directions for Summer Learning BINGO

**Directions:** Your goal is to complete (5) activities in a row to make a BINGO. The more BINGO cards you complete and turn in on the first day of school, the more opportunities you will have to win a prize!

To be eligible for the Summer Reading BINGO raffle you must complete and turn in your BINGO card to your homeroom teacher on Monday, August 12, which is the first day of school. If you complete the activities to make a BINGO, you will submit the activities with your BINGO card to your teacher, too.

**Reading** **Directions:** Once you have completed a reading square from the Bingo Board, complete one of the following activities. Once you complete your Reading Bingo Activity, staple it to the back of the Bingo Board to submit to your homeroom teacher on the first day.

**Activity #1: Trading Card:** Create a trading card on a character, place, or event in a book you have read. Go to: [http://www.readwritethink.org/files/resources/interactives/trading\\_cards\\_2](http://www.readwritethink.org/files/resources/interactives/trading_cards_2) Follow directions to create your trading card, print it out, and return it with your BINGO card on the first day of school.

**Activity #2: Summary:** Create a comic strip of the main events that happened in a book you have read. Be sure to draw speech balloons to accompany each picture with dialog from the character(s). You can create your own comic strip style or use the template at: [www.k12reader.com/comic-strip-templates-5-designs/view/](http://www.k12reader.com/comic-strip-templates-5-designs/view/) Print out or save the drawing of your comic strip and return with your BINGO card on the first day of school.

**Activity #3: Characters:** Create a small "Most Wanted" poster (8.5 x 11) of the meanest character in a book you have read. Remember to include a drawing or print out of the character, descriptive words of what he/she looks like, and why he/she is wanted. Save the "Most Wanted" poster and return it with your BINGO card on the first day of school.

**Activity #4: Becoming the Author:** Pretend you are the author of the book you read. In a paragraph, explain what you would change in the book; whether it be the ending, setting, characters, or events that happened and why those particular things needed to be changed. Save your paragraph and return it with your BINGO card on the first day of school.

**Activity #5: Timeline:** Create a timeline of the sequential events that happened in the book you read. The timeline can be organized by time of day, date, or event. Go to: [http://www.readwritethink.org/files/resources/interactives/timeline\\_2/](http://www.readwritethink.org/files/resources/interactives/timeline_2/) Please save and print your timeline and return it with your BINGO card on the first day of school.

**Writing** **Directions:** Once you have completed a writing square from the Bingo Board, staple it to the back of the Bingo Board to submit to your homeroom teacher on the first day.

**Math** **Directions:** Once you have completed a Khan Academy Math Mission, print the mission page and staple it to the back of the Bingo Board to submit to your homeroom teacher on the first day.

# Summer Resources

## Year-at-a-Glance Pacing Guide




Students and parents can look at what they will be learning in the next grade by using this resource. The standards have learning links, activities, and resources aligned to them.

The **Year-at-a-Glance** (YAG) is a document that informs parents and students of the recommended pacing and content standards for selected courses. It includes the topics to be taught week by week each quarter and a list of instructional resources. The YAG is only a recommended pacing guide; school leaders and teachers make the final decision regarding the pacing of any program of study. The classroom teacher is always the best source of information regarding content and pacing. The YAG is supplied as a model of one recommended path to the completion of a course.

**St. Johns County Link:** <http://www.stjohns.k12.fl.us/year-at-a-glance/>

## Grades 6-8 Sunshine State Books



The Sunshine State Young Readers Award (SSYRA) Program is a statewide reading motivational program for students in grades 3 through 8. The purpose of the SSYRA Program is to encourage students to read independently for pleasure and to read books that are on, above, and below their reading level in order to improve their reading fluency. Students who read a SSYRA book and pass the quiz with 70% or higher will receive a brag tag for each book read and will be eligible for incentive prizes as well as school-wide recognition. All students who read at least three SSYRA Jr. books are eligible to vote on their favorite as part of the statewide vote.

**SSYRA Homepage:** <https://www.floridamediaed.org/ssyra.html>

## Khan Academy




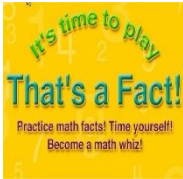



Khan Academy has content from all major subject areas to seamlessly cover curriculum in grades K-12. With embedded assessments, and automatic differentiation, Khan Academy ensures that each one of your students succeed at their own pace. (You must register with a parent email for a free account to complete grade level missions.)

**Khan Academy:** <https://www.khanacademy.org/>

6<sup>th</sup> Grade Missions: <https://www.khanacademy.org/mission/cc-sixth-grade-math>

7<sup>th</sup> Grade Missions: <https://www.khanacademy.org/mission/cc-seventh-grade-math>

St. Johns County Public Library	
	<p>Libraries Rock! Program: Take advantage of this free resource and visit your public library online or in person. Last summer our county libraries provided over 500 active programs for children and teens.</p> <p><b>SJCPLS:</b> <a href="http://www.sjcpls.org/">http://www.sjcpls.org/</a></p>
JAX4Kids and Fun4FirstCoast	
	<p>Visit the Jax4Kids and Fun4firstcoastkids websites for family events, kids' activities, resources, and summer camps in our area.</p> <p><b>JAX4Kids:</b> <a href="http://jax4kids.com/">http://jax4kids.com/</a></p> <p><b>Fun4firstcoastkids:</b> <a href="http://fun4firstcoastkids.com/">http://fun4firstcoastkids.com/</a></p>
Prodigy Math	
	<p>Prodigy math has content from all major math topics to seamlessly cover math skills in grades 1-8. With a diagnostic test to place students in the correct grade, embedded assessments, and automatic differentiation, Prodigy ensures each one of your students succeed at their own pace.</p> <p><b>Prodigy Math:</b> <a href="https://www.prodigygame.com/">https://www.prodigygame.com/</a></p>
That's a Fact Math Practice	
	<p>Set your own pace to check your knowledge of addition, subtraction, multiplication, and division facts and to improve your memorization skills with the <i>That's a Fact</i> website.</p> <p><b>That's a Fact:</b> <a href="http://www.harcourtschool.com/activity/thats_a_fact/english_K_3.html">http://www.harcourtschool.com/activity/thats_a_fact/english_K_3.html</a></p>
Dance Mat Typing	
	<p>We strongly encourage students to learn and practice how to type appropriately and Dance Mat Typing is a wonderful and free resource for students aged 7 to 11. This website is a fun colorful website with animation and games introducing touch <b>typing</b> to children.</p> <p>Dance Mat Typing: <a href="https://www.bbc.com/bitesize/articles/z3c6tfr">https://www.bbc.com/bitesize/articles/z3c6tfr</a></p>